



## Industrial Cranes

Model				
<b>YB4409</b>	8.5 USt 7,7 t	5 USt 4,5 t	21/31 ft 6,5/9,5 m	6 ft 1,8 m
<b>YB4409XL</b>	8.5 USt 7,7 t	5 USt 4,5 t	30/40 ft 9,2/12,2 m	6 ft 1,8 m
<b>YB4409-2</b>	9 USt 8,1 t	5.8 USt 5,2 t	33 ft 10,1 m	12/18 ft 3,6/5,4 m
<b>YB4411</b>	10.5 USt 9,5 t	5.8 USt 5,2 t	33 ft 10,1 m	12/18 ft 3,6/5,4 m
<b>YB5515 DF</b>	15 USt 13,6 t	8.5 USt 7,7 t	41/52 ft 12,5/15,9 m	15 ft 4,6 m
<b>YB5515-2</b>	15 USt 13,6 t	8.9 USt 8,1 t	41/50 ft 12,5/15,2 m	15 ft 4,6 m
<b>YB5520</b>	20 USt 18 t	8 USt 7,2 t	54 ft 16 m	15/25 ft 4,6/7,6 m
<b>YB7725</b>	25 USt 22,6 t	15 USt 13,6 t	71 ft 21,6 m	17 ft 5 m

DF=Dual Fuel

Grove YardBoss cranes are perfect for plant maintenance and material handling jobs. Multi-mode steering and tight dimensions deliver easy maneuverability.



## Special Applications

Grove continues to design and manufacture specialized military cranes for demanding schedules and ever changing environments. Whether a mission requires an all-terrain, rough-terrain, or industrial crane, Grove has the solution.



## Manitowoc Cranes

### Regional headquarters

**Americas**  
Manitowoc,  
Wisconsin, USA  
Tel: +1 920 684 6621  
Fax: +1 920 683 6277

**Europe, Middle East, Africa**  
Ecully, France  
Tel: +33 472 18 20 20  
Fax: +33 472 18 20 00

**China**  
Shanghai, China  
Tel: +86 21 6457 0066  
Fax: +86 21 6457 4955

**Greater Asia-Pacific**  
Singapore  
Tel: +65 6264 1188  
Fax: +65 6862 4040

Shady Grove,  
Pennsylvania, USA  
Tel: +1 717 597 8121  
Fax: +1 717 597 4062

### Regional offices

**Americas**  
**Brazil**  
AlphaVille  
**Mexico**  
Monterrey  
**Chile**  
Santiago

**China**  
Beijing  
Chengdu  
Guangzhou  
Xian

**Europe, Middle East, Africa**  
**Czech Republic**

Netvorice  
**France**  
Baudemont  
Cergy  
Decines  
**Germany**  
Langenfeld  
**Hungary**  
Budapest  
**Italy**  
Lainate  
**Netherlands**  
Breda  
**Poland**  
Warsaw  
**Portugal**  
Baltar  
**Russia**  
Moscow  
**South Africa**  
Johannesburg  
**U.A.E.**  
Dubai  
**U. K.**  
Buckingham

**Greater Asia-Pacific**  
**Australia**  
Brisbane  
Melbourne  
Sydney  
**India**  
Chennai  
Delhi  
Hyderabad  
Pune  
**Korea**  
Seoul  
**Philippines**  
Makati City  
**Singapore**

### Factories

**Brazil**  
Passo Fundo  
**China**  
TaiAn  
Zhangjiagang  
**France**  
Charlieu  
Moulines  
**Germany**  
Wilhelmshaven  
**India**  
Pune  
**Italy**  
Niella Tanaro  
**Portugal**  
Baltar  
Fânzeres  
**U.S.A.**  
Manitowoc  
Port Washington  
Shady Grove







## Grove Range

**Pocket Guide**  
ASME B30.5  
Imperial/Metric 85%



*This document is non-contractual. Constant improvement and engineering progress make it necessary that we reserve the right to make specification, equipment and price changes without notice. Illustrations shown may include optional equipment and accessories and may not include all standard equipment.*

## GTK Crane

Model				
<b>GTK1100</b>	165 USt	251 ft	197 ft	459 ft
	150 t	76,5 m	60 m	140 m

The GTK1100 consists of a wheeled carrier and a luffing telescopic boom, both connected by a 251 ft (76,5 m), six-section telescopic mast. Four spreaders at the top of the mast attach to outriggers at the base to provide stability.







Grove all-terrains combine truck crane highway speeds with the off-road performance characteristics of our MEGATRAK™ suspension. Travel speeds to 55 mph (85 km/h) get you to the job quickly.



Grove truck cranes feature quick set-up, long reach, high capacity booms and highway speed travel capabilities. A front stabilizer is standard for 360° operation.





## All-Terrain Cranes

Model				
<b>GMK3050-1</b>	55 USt	125 ft	29 - 49 ft	180 ft
	50 t	38 m	8,7 - 15 m	55 m
<b>GMK3060</b>	65 USt	141 ft	29 - 49 ft	197 ft
	60 t	43 m	8,7 - 15 m	60 m
<b>GMK4100B</b>	100 USt	167 ft	29 - 69 ft	246 ft
<b>GMK4080-1</b>	80 t	51 m	8,7 - 21 m	75 m
<b>GMK4115</b>	115 USt	171 ft	33 - 89 ft	269 ft
<b>GMK4100</b>	100 t	52 m	10 - 27 m	82 m
<b>GMK4115L</b>	115 USt	197 ft	33 - 72 ft	278 ft
<b>GMK4100L</b>	100 t	60 m	10 - 22 m	85 m
<b>GMK5115</b>	115 USt	197 ft	33 - 72 ft	278 ft
<b>GMK5095</b>	100 t	60 m	10 - 22 m	85 m
<b>GMK5135</b>	135 USt	166 ft	36 - 125 ft	301 ft
<b>GMK5110-1</b>	110 t	50,6 m	11 - 38 m	92 m
<b>GMK5165-2</b>	165 USt	197 ft	36 - 105 ft	312 ft
<b>GMK5130-2</b>	130 t	60 m	11 - 32 m	95 m
<b>GMK5225</b>	225 USt	210 ft	36 - 112 ft	331 ft
<b>GMK5170</b>	170 t	64 m	11 - 34 m	101 m
<b>GMK5275</b>	275 USt	223 ft	39 - 121 ft	354 ft
<b>GMK5220</b>	220 t	68 m	12 - 37 m	108 m
<b>GMK6300L</b>	350 USt	263 ft	39 - 121 ft	393 ft
	300 t	80 m	12 - 37 m	120 m
<b>GMK6400</b>	450 USt	197 ft	39 - 259 ft	449 ft
	400 t	60 m	12 - 79 m	137 m
<b>GMK7550</b>	550 USt	197 ft	39 - 259 ft	449 ft
<b>GMK7450</b>	450 t	60 m	12 - 79 m	137 m





Grove RT E-Series cranes are designed to handle tough job site conditions. Inverted outrigger jacks, compact dimensions and four steering modes allow easy setup and on-site maneuvering.



## Rough-Terrain Cranes

Model				
<b>RT530E-2</b>	30 USt	95 ft	45 ft	146 ft
	30 t	29 m	13,7 m	45 m
<b>RT540E</b>	40 USt	102 ft	45 ft	154 ft
	35 t	31 m	13,7 m	47 m
<b>RT600E</b>	40 - 50 USt	105 ft	51 ft	162 ft
	40 - 45 t	32 m	15,5 m	49 m
<b>RT765E-2</b>	65 USt	110 ft	56 ft	214 ft
	60 t	34 m	17,1 m	65 m
<b>RT770E</b>	70 USt	138 ft	56 ft	221 ft
	65 t	42 m	17,1 m	67,4 m
<b>RT880E</b>	80 USt	128 ft	96 ft	232 ft
	75 t	39 m	29,2 m	70,6 m
<b>RT890E</b>	90 USt	142 ft	88 ft	238 ft
	80 t	43,2 m	26,8 m	73 m
<b>RT9130E-2</b>	130 USt	160 ft	111 ft	279 ft
	120 t	48,5 m	34 m	85 m
<b>RT9150E</b>	150 USt	197 ft	105 ft	312 ft
	135 t	60 m	32 m	95 m

## Truck Cranes

Model				
<b>TMS700E</b>	50 - 60 USt	110 ft	96 ft	212 ft
	50 - 55 t	34 m	29 m	65 m
<b>TMS800E</b>	80 USt	128 ft	96 ft	230 ft
	70 t	39 m	29 m	70 m
<b>TMS9000E</b>	110 USt	142 ft	88 ft	237 ft
	90 t	43 m	27 m	72 m